

Name: _____



First Grade Homework Room 6 & 18

Week of: January 13, 2014

Return on: January 17, 2014

* The spelling test is on Friday, January 17.

Instructions:

1. Read daily for at least 15 minutes and complete the attached reading log. Work on the other attached worksheets. Complete at least one math, one Language Arts, and one Chinese page each day.
2. Please have an adult check your work, and have them help you correct any errors.
3. Turn in completed packet on **Friday**.

My child has completed all of the assigned homework and we have reviewed it together.

Parent Signature: _____

*Room 6 :

English spelling test: Every Friday or the last day of the week
Chinese word test: Every Monday or the first day of the week

*Friday, Jan. 17 is a minimum day.

*No school Monday, Jan. 20 – It's Martin Luther King Jr. holiday.

First Grade Spelling Words
Theme 3 Week 5



1. strike
2. string
3. splash
4. split
5. scrub
6. scrap
7. nose
8. cute
9. does
10. girl

Challenge words:
throne thrill




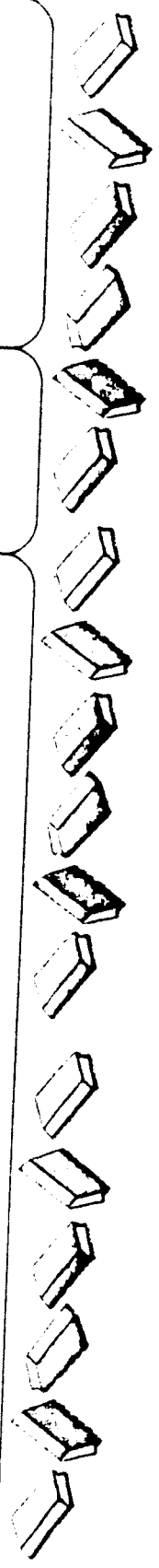
Reading Log

Once upon
a time



Please read with your child for 15 minutes each day

Saturday	 Book Title My Friend Rabbit	Minutes 15	(U) < Adult Signature
Monday	Book Title	Minutes	(U) < Adult Signature
Tuesday	Book Title	Minutes	(U) < Adult Signature
Wednesday	Book Title	Minutes	(U) < Adult Signature
Thursday	Book Title	Minutes	(U) < Adult Signature



Spelling Homework

Write your spelling words three times each.

1. _____
2. _____
3. _____
4. _____
5. _____
6. _____
7. _____
8. _____
9. _____
10. _____

Write your spelling words in ABC order:

_____, _____, _____,

_____, _____, _____,

_____, _____, _____,

Name _____

As I read, I will pay attention to the questions in the story.

- Holidays are fun. There are many different holidays.
08 On one holiday, people give thanks for what they have.
18 Do you know what that holiday is called?
26 On another holiday, there are always lots of parades.
35 Sometimes fire trucks in a parade will spray
43 water on boys and girls. What is that holiday called?
53 Have you ever heard of a holiday called Arbor Day?
63 It's a day when people plant new trees in dirt.
73 A birthday can be like a holiday.
80 What is your favorite holiday? 85

Please practice reading this fluency passage daily. The goal is to be able to read it smoothly without errors. If it is difficult, master a sentence a day. If it has become easy, just read it once through and then read a book of your choice. This can help count toward the 15 minutes of reading each day.

My child has read this passage each day.

Parent signature _____



Name _____

Grammar:
Present Tense Verbs

The tense of a verb tells when an action happens.

Present tense verbs tell about action that happens now.

Examples: Dell **makes** a cake. Pam **helps**.

Circle the verbs in the present tense.

Write them on the lines below.

1. The little boy trips on the rug.
2. He drops his box.
3. The blocks spilled out.
4. Ann rushed over.
5. She puts them back in the box.

_____	_____	_____
-----	-----	-----
_____	_____	_____

Practice

Structural Analysis:
Soft Consonants
c and **g**

Name _____

cent come gem race gate age nice
gel get cage lace twice call stage

A. Write five words from the box that have the soft c sound. Use one word in a sentence.

1. _____

Write five words from the box that have the soft g sound. Use one word in a sentence.

2. _____

B. Write three more words that have the soft c or soft g sound.

3. _____

Name _____

Look at each set of words.

One word in each set is spelled correctly.

Use a pencil to fill in the circle in front of that word.

Sample A is done for you.

Sample A:

☐ A. maikē

☐ B. mackē

☐ C. makē

1. ☐ A. spyk

☐ B. spykē

☐ C. spykē

2. ☐ A. lickē

☐ B. liek

☐ C. likē

3. ☐ A. ridē

☐ B. ryd

☐ C. ried

4. ☐ A. hyde

☐ B. hide

☐ C. hyied

5. ☐ A. beke

☐ B. bike

☐ C. biek

6. ☐ A. minē

☐ B. mynē

☐ C. myen

7. ☐ A. twyce

☐ B. twise

☐ C. twice

8. ☐ A. shien

☐ B. shine

☐ C. shyne

Write what happens next.

This image shows a blank sheet of handwriting practice paper. It features four identical sets of horizontal lines arranged vertically. Each set includes three lines: a solid top line, a dashed middle line, and a solid bottom line. The lines are evenly spaced and extend across the width of the page, providing a guide for letter formation and alignment.

Name _____

Write C if a sentence is correct. If a sentence is not correct, write the letter or letters to tell how you would make it right.

- Ⓐ Add -s to make present tense verb.
- Ⓑ Capitalize a letter.
- Ⓒ Do not change.

1. He looks at the book.

2. She pick up the dishes.

3. He dig up the land for Mom.

4. the boy take care of the hens.


5. He gets the eggs.

Name _____

Read the sentences about Mike's family and Kit's family. Then fill in the chart.

Mike has two brothers and three sisters.

Mike has four aunts and three cousins.



Kit has one brother and two sisters.

Kit has two aunts and five cousins.



Mike's Family	Kit's Family
_____	_____
_____	_____
_____ brothers	_____ brother
_____	_____
_____	_____
_____ sisters	_____ sisters
_____	_____
_____	_____
_____ cousins	_____ cousins
_____	_____
_____	_____
_____ aunts	_____ aunts

Answer the question.

Who has more brothers? _____

Name _____

Read each clue. Write ch, wh, or tch to complete the answer.

1. A dog can do this.

fe_____

2. You can eat this at school.

lun_____

3. Cats have these.

_____iskers

4. You can sit on this.

ben_____

5. You can play this.

ca_____

6. You can ask this.

_____at

Name _____

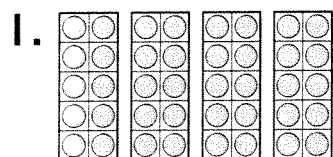
Practice

11-3

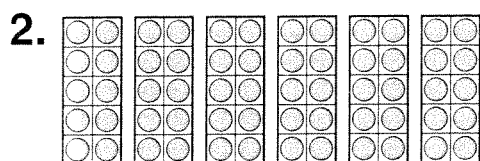
Counting by 10s to 100

10, ten,	20, twenty,	30, thirty,	40, forty,	50, fifty,
60, sixty,	70, seventy,	80, eighty,	90, ninety,	100, one hundred

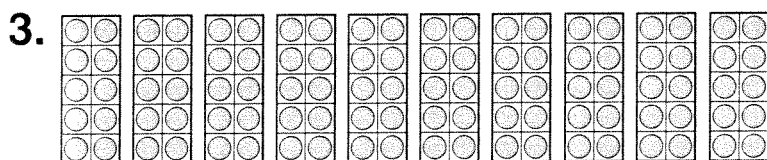
Count by tens. Then write the numbers.



4 tens = 40
forty



_____ tens = _____



_____ tens = _____

Journal

4. Laura wants to show 70 in tens.

How many tens will she draw?

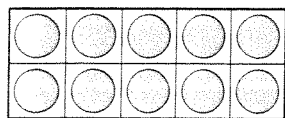
How do you know?

Name _____

Reteaching

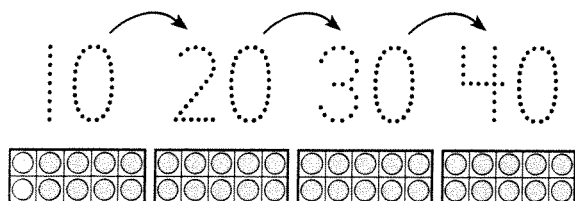
11-3

Counting by 10s to 100



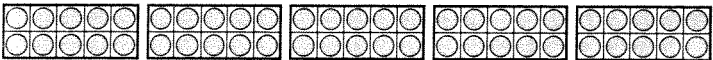
stands for one group of ten.

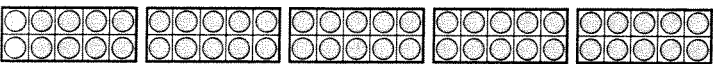
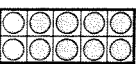
10, ten,	20, twenty,	30, thirty,	40, forty,	50, fifty,
60, sixty,	70, seventy,	80, eighty,	90, ninety,	100, one hundred

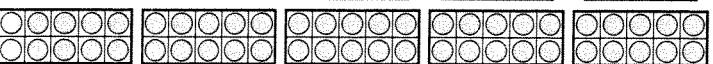
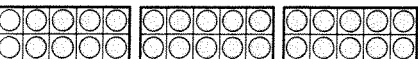


4 groups of ten
40 forty

Count by 10s. Then write the numbers.

1. 10 20 30 40 50 5 groups of ten
 fifty

2. 
 _____ groups of ten

3. 
 _____ groups of ten

Name _____

Reteaching

11-4

Counting Forward on the Hundred Chart

Use the hundred chart to count forward. Start at 13. Then count forward by 1s.

13, 14, 15, 16

Start at 62.

Then count on by 1s.

62, 63, 64, 65

1	2	3	4	5	6	7	8	9	10
11	12	13	14	15	16	17	18	19	20
21	22	23	24	25	26	27	28	29	30
31	32	33	34	35	36	37	38	39	40
41	42	43	44	45	46	47	48	49	50
51	52	53	54	55	56	57	58	59	60
61	62	63	64	65	66	67	68	69	70
71	72	73	74	75	76	77	78	79	80
81	82	83	84	85	86	87	88	89	90
91	92	93	94	95	96	97	98	99	100

1. Write the missing numbers.

Look for patterns.

81				85			88		90
	92		94		96			99	

2. Count by 1s.

Write the numbers.

40, _____, _____, _____, _____, _____

78, _____, _____, _____, _____, _____

Name _____

Practice

11-4

Counting Forward on the Hundred Chart

Count by 1s. Write the numbers.

1. 33, _____, _____, _____, _____

2. 71, _____, _____, _____, _____

3. 58, _____, _____, _____, _____

4. 46, _____, _____, _____, _____

5. 39, _____, _____, _____, _____

Reasoning

6. Which shows the numbers the way they look on the hundred chart?

☐

31	33	35	37	39
----	----	----	----	----

☐


45	55	65	75	85
----	----	----	----	----

☐

94	93	92	91	90
----	----	----	----	----

☐

66	67	68	69	70
----	----	----	----	----



dì jiǔ kè
第九课

jīn tiān shì xīng qī jǐ
今天星期几?


xiě yì xiě dú yì dú
写一写，读一读

Read and Write

New Words 生字	Radicals 部首	Write the characters 写一写				Read aloud 读一读
zuó	rì	zuó				zuó tiān
昨	日	昨				昨天
tiān	yī	tiān				tiān tiān
天	一	天				天天
xīng	星	xīng				xīng xīng
星	日	星				星星
qī	yuè	qī				rì qī
期	月	期				日期
ma	kǒu	ma				hǎo ma
吗	口	吗				好吗

jia zhǎng yì jiàn
家长意见:
Parent's Comment:

qiān míng
签名:
Signature:



dì jiǔ kè
第九课

jīn tiān shì xīng qī jǐ
今天星期几

xiě yì xiě dú yì dú
写一写，读一读

Read and Write

New Words 生字	Radicals 部首	Write the characters 写一写					Read aloud 读一读
zuó	rì	zuó					zuó tiān
昨	日	昨					昨天
tiān	yī	tiān					tiān tiān
天	一	天					天天
xīng	n	xīng					xīng xīng
星	日	星					星星
qī	yuè	qī					rì qī
期	月	期					日期
ma	kǒu	ma					hǎo ma
吗	口	吗					好吗

jiā zhǎng yì jiàn
家长意见:
Parent's Comment:

jiān míng
签名:
Signature: _____

名字: _____

hěn

很

very

duō

多

much,
many

‘ 个 个 个 个 个 很 很 很

‘ 个 个 多 多 多

名字: _____

chī 吃 eat		guǒ 果 fruit	
1 口 口' 吃 吃		1 日 日 旦 果 果 果	

strike

string

splash

split

scrub

scrap

nose

cute

does

girl

throne

thrill